



LEGEND:

- EXISTING PUBLIC FOUL WATER 
- PROPOSED FOUL WATER (uPVC, 5N8) 

- NOTES:**
1. ALL DRAINAGE IN ACCORDANCE WITH IRISH WATER CODE OF PRACTISE FOR WASTEWATER INFRASTRUCTURE DOCUMENT IW-CDS-5030-03
 2. ALL PIPES TO BE SIZED AND LAID AS NOTED.
 3. ALL POP-UP LOCATIONS AND SIZES TO BE CONFIRMED WITH ARCHITECTS & M&E DRAWINGS;
 4. ALL FOUL AND SURFACE WATER PIPES >150mmØ TO BE CONCRETE OR SIMILAR APPROVED;
 5. ALL INTERNAL DRAINAGE IN ACCORDANCE TO THE BUILDING REGULATIONS PART H;
 6. ALL 100mmØ SURFACE PIPES TO BE uPVC LAID @ 1:100 GRADIENT UNLESS OTHERWISE NOTED;
 7. ALL 150mmØ FOUL PIPES TO BE uPVC LAID @ 1:100 GRADIENT UNLESS OTHERWISE NOTED;
 8. NON RETURN VALVES TO BE TIDEFLEX IN LINE CHECK VALVE OR SIMILAR APPROVED AT PIPE OUTLETS;
 9. ALL CHAMBER COVERS TO BE D400 RATED;
 10. ALL FOUL CHAMBERS TO HAVE DOUBLE-SEALED COVERS;
 11. SADDLE CONNECTIONS TO BE PROVIDED AT ALL BRANCH CONNECTIONS TO MAIN DRAINAGE NETWORKS, UNLESS AT MANHOLE;
 12. ALL NOTED PIPE DIAMETERS ARE INTERNAL.



ALL MANHOLES TO BE PRE-CAST CONCRETE MANHOLE IN ACCORDANCE WITH STD-WW-10 FROM STANDARD DETAILS WASTEWATER NETWORKS IW-CDS-5030-01 Rev. 03

LAST PRIVATE SIDE MANHOLE IN ACCORDANCE WITH STD-WW-13 FROM STANDARD DETAILS WASTEWATER NETWORKS IW-CDS-5030-01 Rev. 03

REFER TO STD-WW-08 FROM STANDARD DETAILS WASTEWATER NETWORKS IW-CDS-5030-01 Rev. 03 FOR CONCRETE BED, HAUNCH & SURROUND TO PIPES

REFER TO STD-WW-04 FROM STANDARD DETAILS WASTEWATER NETWORKS IW-CDS-5030-01 Rev. 03 FOR TYPICAL SEWER / SERVICE CONNECTION PIPEWORK


REFER TO STD-WW-07 FROM STANDARD DETAILS WASTEWATER NETWORKS IW-CDS-5030-01 Rev. 03 FOR TRENCH BACKFILL & BEDDING

PLANNING DRAWING.
 NOT FOR CONSTRUCTION.
 ALL LEVELS GIVEN ARE
 RELATIVE TO ORDNANCE DATUM.
 THIS DRAWING HAS BEEN ISSUED FOR INFORMATION
 PURPOSES ONLY AND MUST NOT BE USED
 FOR CONSTRUCTION UNDER ANY CIRCUMSTANCES

ORDNANCE SURVEY OF IRELAND LICENCE NO. EN0000819 © GOVERNMENT OF IRELAND

- FOR SETTING OUT REFER TO ARCHITECT'S DRAWINGS.
- THIS DRAWING TO BE READ IN CONJUNCTION WITH ALL OTHER ARCHITECTURAL AND ENGINEERING DRAWINGS AND ALL OTHER RELEVANT DRAWINGS AND SPECIFICATIONS.
- DO NOT SCALE DRAWING. USE FIGURED DIMENSIONS ONLY.
- NO PART OF THIS DOCUMENT MAY BE REPRODUCED OR TRANSMITTED IN ANY FORM OR STORED IN ANY RETRIEVAL SYSTEM OF ANY NATURE WITHOUT THE WRITTEN PERMISSION OF O'CONNOR SUTTON CRONIN AS COPYRIGHT HOLDER EXCEPT AS AGREED FOR USE ON THE PROJECT FOR WHICH THE DOCUMENT WAS ORIGINALLY ISSUED.

Rev No.	Date	Revision Note	Drn by	Chkd by
P01	14.06.19	SUITABLE FOR INFORMATION	JB	AH
C01	19.07.19	PAC SUBMISSION	JS	JB
P02	04.11.2019	SUITABLE FOR REVIEW / COMMENT	MK	AH
P03	05.11.2019	BASEMENT EXTENT ADDED	MK	AH
C02	14.11.2019	STAGE COMPLETE - PLANNING	MK	PR



Head Office,
 9 Prussia Street,
 Dublin 7,
 D07 KTS7

TEL +353 (0)1 8682000

e: contactus@ocsc.ie
 w: www.ocsc.ie

Dublin | London | Belfast | Galway | Cork



Client: **Sandyford GP Limited.**
 Project: **Sandyford Central**

Title: **Proposed Drainage Layout - Foul Water**

Code	Originator	Zone	Level	Type	Role	Number	Status	Revision
SFC	OCSC	00	00	DR	C	0501	A1	C02

Date: 21.02.19 Scale: NTS @ A1 Drn by: JB Chkd by: AH Aprvd by: MOR